



How to keep your pets safe during fireworks

By Charlotte Francesca Stiles, DVM

Although they're beautiful to watch, fireworks can make our pets pretty stressed. It can be difficult for pet parents to know how to keep pets safe and comfortable during fireworks displays. So, in this article we'll explain how to keep your pet safe during fireworks by going through the following topics:

- Preparing your home for fireworks.
- Avoiding fireworks.
- Creating a safe space for your pet.
- Pheromones.
- Soothing sounds.
- Medication.

Before we get started, we'd also like to remind you that microchipping your pet and keeping your contact information up to date with the microchip company is always a good idea, especially if stressful events, such as fireworks, may provoke them to run away from home. We'd also like to recommend having a physical pet ID tag.

Disclaimer: Please refer to the information in this article as a guide only. If you want advice relating to your pet's specific needs, it's best to consult your veterinarian.

Preparing your home for fireworks

During the summer, it's common for pets to be reported missing during stressful events like fireworks displays. It may seem obvious, but in the excitement of the evening, don't forget to make sure all your doors and windows are securely locked to prevent your pet from escaping. Additionally, if you are hosting guests, it's best to remind them to keep doors and windows closed. You may also want to black out windows in view of fireworks, so that your pet is not affected by the changes in light.

Avoiding fireworks

If you know that fireworks are particularly stressful for your pet, the best thing to do is to take them as far away from the fireworks as possible. This may mean taking them away for the weekend or letting them stay with friends or family.

possible. This may mean taking them away for the weekend or letting them stay with friends or family. We'd recommend keeping an eye on event schedules in your area, so you can organize in advance, especially at specific times of the year, such as New Year's Eve or the 4th of July.

Create a safe place for your pet

It's always a good idea for your pet to have a special spot in the home specifically dedicated to them. However, it is especially important during moments of stress in their home environment, such as during thunderstorms and fireworks. Creating a safe place involves the following:

- An undisturbed area for your pet.
- Access to food, water, and a litter box (if necessary).
- A comfortable place to rest and sleep.
- Toys to play with or something to watch.

Make sure your pet recognizes that this is their safe spot by putting their favorite things inside and leaving them alone.

Pheromones

In addition to creating a safe space for rest, your pet may also benefit from calming pheromones before, during, and after the fireworks. This could be in the form of sprays, dispensers, or diffusers. If you do want to use pheromones, it is a good idea to try them out in advance, just to ensure that they work for your pet.

Soothing sounds

If there are fireworks taking place near your home, the ideal solution would be to stay with your pet and comfort them. However, if that isn't an option, you should try the following:

- Play soothing sounds through an app, like Zoundz.
- Leave the radio on.
- Play a calming video.

Medication

If you've tried everything, and your pet is just far too stressed during fireworks, you may need to consult your veterinarian about medication options. We would, however, like to stress that using medication to keep your pet calm should only be resorted to when all other options fail.

As a reminder, we always recommend the following information on your dog's ID tags.



Keep your pets safe and secure throughout the Independence Day season!

4th of July Food Safety for Pets

By Richard Rowlands, www.petplace.com

The 4th of July is a festive occasion marked by fireworks, parades, and barbecues. It's a day of joy and festivities, but for our furry friends, it can pose some serious risks. Among these risks, food safety is a major concern that pet parents need to be aware of. Pets, with their curious nature and love for food, can easily get into things they shouldn't – especially during a busy celebration. In this article, we'll take a look at some common festive foods that are dangerous. We'll also share some holiday food safety tips for pets, so everyone can enjoy the celebration!

Party Foods That Are Dangerous for Pets

There are several common foods served during 4th of July celebrations that are dangerous for pets. Here are a few examples:

- **Chocolate.** This sweet treat is toxic to both dogs and cats. Ingesting even small quantities can result in symptoms such as vomiting, diarrhea, rapid breathing, and in severe cases, seizures.
- **Beer, Wine, and Liquor.** Alcoholic beverages can cause a range of issues in pets, from vomiting and disorientation to difficulties with breathing and even coma.
- **Onions and Garlic.** These common ingredients can cause damage to red blood cells in pets, leading to anemia.
- **Grapes and Raisins.** Make sure to keep these fruits far away from your pets, as they can cause kidney failure and other serious health issues in cats and dogs.
- **Xylitol.** This artificial sweetener is commonly used in sugar-free products, like pastries, candy, and chewing gum. It's highly toxic to pets, and can lead to symptoms such as seizures, coma, and even death.

Food Safety Tips for Pets During 4th of July Celebrations

Independence Day is a time of celebration, but it's also a time when we need to be extra vigilant about our pets' safety. With all the food, guests, and distractions, it can be easy for a pet to get into something they shouldn't.

One of the most effective ways to keep your pet safe is to keep all food and trash out of your pet's reach. Secure trash bins and place food on high surfaces that your pet can't access. It's also important to educate your guests about what foods are harmful to pets and ask them not to feed your furry friend. Even foods that are safe for humans can be harmful to pets, so it's best to avoid sharing altogether. Another crucial tip is to keep a close eye on your pet during the celebrations. With all the distractions, it can be easy for your pet to feel overwhelmed or get into a dangerous situation. Consider creating a safe space for your pet away from the festivities where they can relax and take a break.

What to Do If Your Pet Ingests Unsafe Foods

If your pet ingests unsafe food, it's vital to act quickly. If they're exhibiting symptoms of poisoning such as vomiting, diarrhea, breathing difficulties, or disorientation, contact the ASPCA Animal Poison Control Center or your veterinarian right away. They can offer advice on the necessary actions to take and whether your pet requires medical attention. If possible, provide detailed information about what your pet ate and describe the symptoms they're experiencing. This will help the experts provide the best advice and ensure your pet receives proper treatment if necessary.

Understanding and Treating Gastrointestinal Issues in Pets

Gastrointestinal issues are common in pets that have eaten food that's bad for them, but not necessarily poisonous. For example, fatty foods such as bacon, sausages, or grilled meats can lead to upset stomachs, causing symptoms like vomiting, diarrhea, and a decrease in appetite. Other foods like dairy products can cause issues due to lactose intolerance in many pets. Symptoms can range from mild (gas, bloating) to more severe, such as diarrhea. If your pet shows any of these signs, especially if they persist for more than a few hours, it's important to consult with a veterinarian. They can provide guidance on how to soothe your pet's stomach and prevent further issues. If your dog has a more severe condition causing their gastrointestinal issues, you could run into considerable expenses on top of a medical emergency.

Foods Safe for Pets on 4th of July

While there are many foods that are unsafe for pets, there are also plenty of safe treats you can offer your pet during a celebration. These can include pet-friendly treats available at pet stores, or simple homemade treats like plain cooked chicken or pumpkin. Just remember to give treats in moderation to avoid overfeeding. Here are a few safe treat ideas for pets:

- **Pet-Friendly Frozen Treats.** Many pet stores sell frozen treats designed for pets. These can be a great way to help your pet cool down on a hot 4th of July. You can even make your own by freezing pet-safe ingredients like bone broth, chopped fruits, or plain yogurt.
- **Plain Cooked Chicken.** This is a safe and healthy treat for most pets. Just make sure it's cooked thoroughly and doesn't contain any seasoning.
- **Pumpkin.** Plain cooked pumpkin is safe for pets and can be a tasty treat. It's also good for their digestion.

Are You Ready for a Pet-Safe 4th of July?

The 4th of July can be a fun and exciting time for everyone. But it's important to be aware of the risks posed by unsafe foods and to take the right food safety measures for your pets. Remember, many common foods served during Independence Day celebrations can be harmful to pets. Make sure to keep these foods away from your pets and ask your guests not to feed them. It's also vital to be vigilant to prevent unexpected accidents and know what to do if your pet ingests unsafe food. If your pet shows signs of poisoning or gastrointestinal distress, seek veterinary care immediately.

While there are risks, there are also ways to include your pet in the festivities. Offering safe treats can make the holiday enjoyable for your pet too. With a little preparation and care, you and your pet can have a food-filled, safe, and enjoyable 4th of July!

9 Tips for Helping Your Anxious Pup

If you have an anxious pup in your life, it's important to take steps to help them cope. Here are nine tips for helping your anxious pup.

1. Learn the Signs of Dog Anxiety

The first step in helping your anxious dog is recognizing the signs. Anxiety in dogs can manifest in various ways, including:

- Constant whining or barking
- Pacing or restlessness
- Destructive behavior
- Aggression
- Excessive licking or chewing
- Trembling or shaking
- Hiding or avoidance

It's essential to observe your dog closely and consider any changes in their behavior that may indicate anxiety. This will help you intervene early and take the necessary steps to help your pup relax.

2. Educate Yourself on the Causes and Triggers

Understanding the root causes of anxiety in dogs plays an important role in helping them cope. Common causes include separation anxiety, fear of loud noises, traumatic experiences, and medical issues. Familiarize yourself with potential triggers for your dog's anxiety, such as certain situations, places, or stimuli. By recognizing these triggers, you can take proactive measures to minimize your dog's exposure to stressors or prepare them to better cope with these situations. For example, if you notice that your pup gets anxious around other dogs, you can take them on regular walks in quiet, less-populated areas.

3. Create a Safe Space for Your Dog

Select a quiet area in your home where your dog can relax when they're feeling overwhelmed. This can be a crate, a separate room, or a designated corner with their favorite toys and bedding. Ensure the area is free from loud noises, bright lights, and other stressors that might agitate your dog. In addition to creating a safe space, it's crucial to maintain a calm atmosphere throughout your home. To prevent worsening your dog's anxiety, try to avoid shouting, sudden movements, or loud noises. Keeping a tranquil environment will help your dog feel secure and less stressed.

4. Implement a Consistent Routine

A consistent routine provides comfort and predictability for dogs, helping to reduce anxiety. Establish set mealtimes, maintain a consistent walking schedule, and allocate time for play and bonding to help your pup feel secure and loved. Sticking to a regular routine allows your dog to anticipate what's coming next, reducing their anxiety and uncertainty. Make sure all family members agree to stick to the routine, as its success depends on everyone being consistent. It's also important to be flexible and adapt the routine to your dog's needs, making adjustments as necessary to support their well-being.

5. Utilize Calming Techniques

It's a good idea to experiment with different calming techniques to find what works best for your dog. Gentle massage, calming music, or aromatherapy can all be effective ways to reduce anxiety. Remember, some techniques may be more effective for certain dogs than others, so it's essential to observe your dog's reactions and adjust your approach accordingly. Incorporate these calming techniques into your daily routine to help your dog manage their anxiety more effectively.

6. Explore Natural Remedies and Calming Solutions

Natural remedies like pheromone diffusers, calming supplements, and herbal remedies can help alleviate your dog's anxiety. Before adding any supplements to your dog's diet, always speak to your veterinarian first to ensure they're safe and appropriate for their

needs. In addition to natural remedies, consider trying out a ThunderShirt for your dog. This snug-fitting garment applies gentle pressure around the torso to provide calming comfort. It's an alternative to medication that can help reduce anxiety in some dogs and can be used in conjunction with other calming techniques. Keep in mind that every dog is different, so it's best to consult with your veterinarian before introducing a new product or remedy.

7. Consult a Professional

Reach out to your veterinarian or a certified dog behaviorist if your dog's anxiety is long term. These professionals can recommend specific treatments, techniques, or even medications tailored to your dog's needs, helping you develop a comprehensive plan to manage their anxiety. Working with a professional also provides valuable insight into your dog's behavior and can help identify any underlying issues that may be contributing to their anxiety. Regular checkups and open communication with your veterinarian can play a crucial role in managing your dog's anxiety and overall well-being.

8. Share Your Knowledge and Experiences

Spread awareness about dog anxiety by sharing your experiences and knowledge with others. Use social media platforms, local pet-related forums, or even in-person conversations to discuss anxiety-related issues, share tips, and educate others about the challenges many dogs face. Sharing your experiences can not only raise awareness but also provide comfort and support to others facing similar challenges with their dogs. By fostering open conversations about dog anxiety, you can help break the stigma and encourage more people to seek help and resources for their anxious pets.

9. Be Patient and Understanding

Overcoming anxiety takes time, and each dog's journey is unique. As you help your dog manage their anxiety, it's important to remain patient and understanding towards them. Offer reassurance, love, and support as they navigate through difficult situations or experiences. Always be there to provide a safe and comforting environment, and make sure to celebrate even the smallest progress.

Help Your Dog Live a Happier, Calmer Life

By implementing these tips, you can help your dog manage their anxiety more effectively and lead a happier, calmer, and more comfortable life. Remember, every dog is different, so dedicate time to getting to know your pup and understanding their anxiety triggers. It's also essential to seek advice and guidance from your veterinarian based on your dog's individual needs.

Watch For Mushrooms In Your Yard And Elsewhere!



I wanted to share this information from a recent email from Bijou Animal Hospital here in Colorado Springs.

There has been a noticeable uptick in mushroom toxicity cases in dogs. With the recent wet weather, toxic mushrooms are proliferating in pet owners' yards, parks, and trails.

Although 99% of mushrooms are harmless, that 1% can prove to be quite deadly if left untreated. Unfortunately, it's nearly impossible to tell the safe ones from the toxic ones without expert knowledge. While some mushrooms just irritate the GI system, others affect the central nervous system, and some will break down vital organs such as the kidneys or liver.

Rapid identification and treatment are critical, and we encourage pet owners to seek immediate care if mushroom ingestion is suspected. If they suspect their pet may have eaten a mushroom, we recommend taking a photo of a similar mushroom nearby, especially one that shows the gills (the underside), to assist with species identification.

Also with the current rain there have been several weeds growing that are not normally seen in the amounts that we are seeing. These weeds can be toxic to your pets.


Milk Weed is growing at an alarming rate with the rain and can cause mild to severe symptoms in your pets from vomiting and diarrhea to seizures, dilated pupils, and respiratory paralysis.

Euphorbia Denata (Green poinsettia) is growing rapidly as well. This weed can cause vomiting and diarrhea, mouth irritation, drooling, lethargy, abdominal pain, skin irritation and can lead to more serious symptoms like tremors, seizures or blindness if the sap gets in the eyes.

We recommend that you regularly inspect your yards and promptly remove any mushrooms and weeds that you find. Additionally, keep your dogs leashed and stay vigilant during walks and hikes, particularly in shaded or wooded areas.

If you suspect that your pet has ingested a toxic plant or mushroom please call your veterinarian or go to an animal emergency hospital. You can also call the ASPCA Animal Poison Control Center at 1-888-426-4435.


Recent Adoptees!



Jack
Highlands Ranch, CO



Asher5
Georgetown, TX



Cali Mae
Georgetown, TX



Déaglán
Phoenix, AZ



Jack12
Austin, TX

FOSTERS SAVE LIVES!

Dalmatian Rescue of Colorado **desperately** needs foster homes. We have four dogs currently needing foster care and two or three more waiting to come in. We can't help these needy Dalmatians without assistance from our community. We are looking for active, out-doorsy people who have secure fences and no cats and who are willing to give these beautiful dogs some time and attention. Visit www.dalmatianrescueco.org to see the Foster Application which can be completed and submitted online.

We know that not everyone is in a position to adopt or foster a homeless dog. You can still help us with a donation of any size, at any time. You might even want to consider a monthly donation. You can donate by clicking the link below to give via Paypal, Venmo or GiveButter.

<https://dalmatianrescueco.org/donate.html>

Become A Dalmatian Foster Family Or Volunteer

When a Dalmatian is scheduled to be put down at a kill shelter, we try to place it in a foster home in order to give it another opportunity to find a permanent home. We desperately need concerned individuals to provide short term or long term foster homes.

What do you get out of fostering? If you like Dals (since you're reading this newsletter, you probably do!), then fostering is a great way to meet and learn about all kinds of Dals - males and females, blacks and livers, young and old. Plus there is the satisfaction of helping an animal that literally may have nowhere else to go!

We are very grateful to those who volunteer their homes and love for needy Dalmatians. But if you can't foster, there are other ways that you can help us. Volunteers can help evaluate dogs in shelters, transport dogs however far, give love and attention to Dals in temporary boarding facilities and help with fundraising. Some volunteers work with those dogs that have special needs, and provide them with food and supplies. We also have (and thank) the many people willing to sponsor a dog financially. We also have volunteers who perform home checks, staff fundraising and educational events.

So, as you can see, there are many ways you can help other than fostering.

If you want to volunteer and help the dogs of Dalmatian Rescue of Colorado, please contact us at the email address below:

info@dalmatianrescueco.org



ALL AMERICAN PET PHOTO DAY - JUL 11, 2025

All American Pet Photo Day encourages pet owners to share their favorite pet photos on July 11. Be sure to charge your camera and be prepared to take adorable pictures of your pets!

Whether they are the four-legged furry kind or come from the more serpentine species, click away. Fishes and birds, pigs and equine, canine and feline should all get in line for their favorite pose. If they are friends, take a few snapshots of them together! On All American Pet Photo Day, every pet gets included.

When it comes to capturing the perfect image of your loyal pal, it might take some effort. Like humans, some furry and not so furry friends are camera shy. A pocketful of treats helps ease them into the shot. If bribery doesn't work, sometimes exercise before the photoshoot will. Another option is misdirection. Focus their attention on another area beyond the lens of the camera, and you might get the picture you want. If all else fails, wait until your sweet companion falls asleep and click away. They're at their cutest when they're resting anyway.

Remember to keep your pet safe and comfortable. Don't let your pet become overheated or over-anxious. A stressed pet won't take a good photo. Defer to your pet's temperament, toss out the costumes, and accept the blurred selfie.

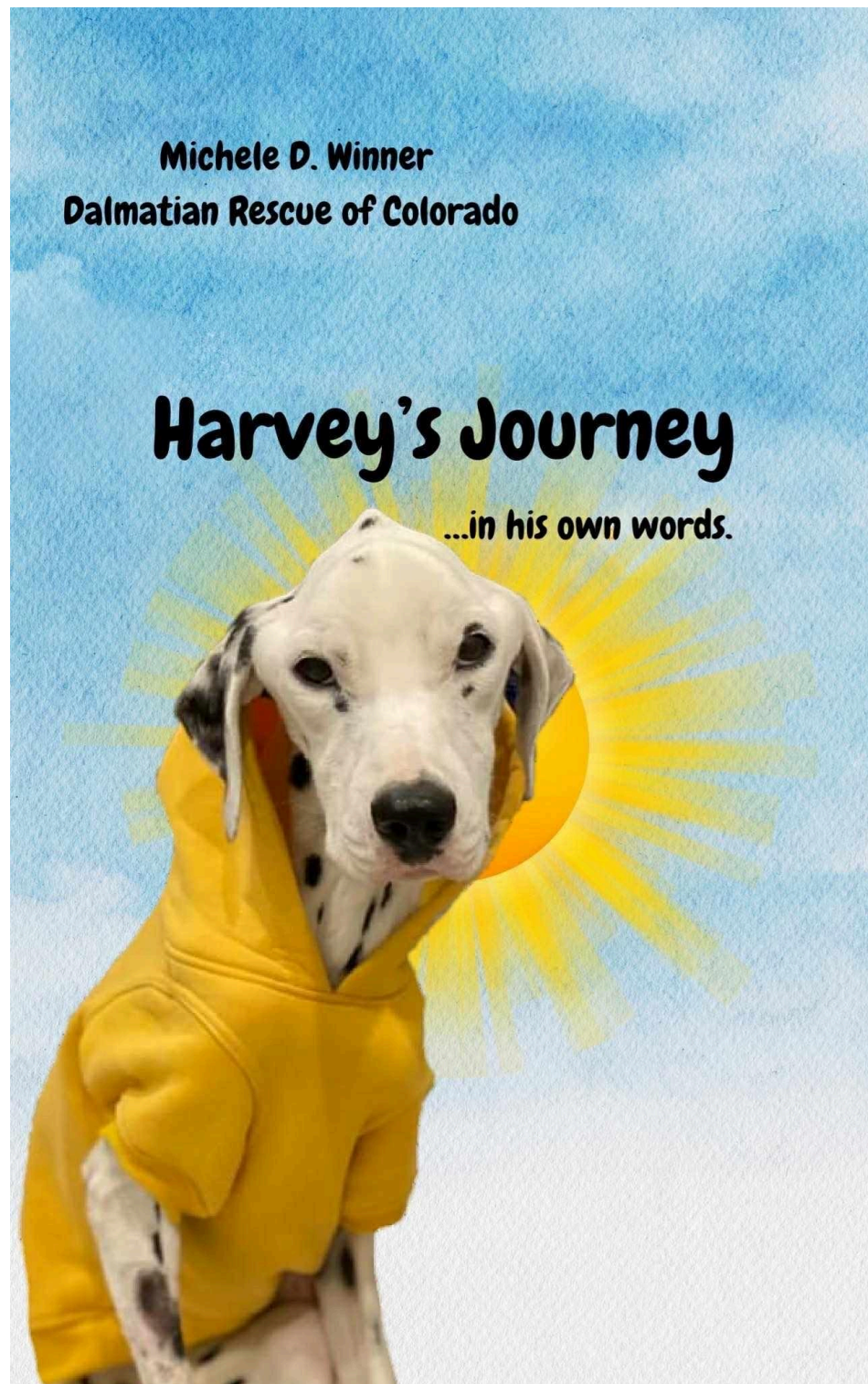
HOW TO OBSERVE ALL AMERICAN PET PHOTO DAY

Dress them up, take them to the park, set them in a chair, put them on a fancy pillow, or whatever your imagination creates for a unique photograph of your loved ones. Post on social media using #AllAmericanPetPhotoDay.

Join DRC's own rescue Harvey, in his own words, telling the story of his life-changing journey from despair when first rescued back in December -- to sheer joy upon his adoption in June. Through the magic of social media, this heartwarming rescue story has already touched the hearts of nearly 50,000 people and will surely touch yours.

Harvey's unbreakable spirit will astound you and surely bring a smile to your face and lift your spirits. His miraculous recovery has garnered love and compassion from all ages, spanning from the elementary school aged generation to the retirement community. Treat yourself to a positive rescue story from Harvey's point of view. Available in an Amazon e-book and also in paperback.

All proceeds go to DRC.



**Available in either:
Paperback: \$14.99
Or E-Book: \$9.99**

Please click the link below to purchase this book and remember, 100% of book purchases benefit Dalmatian Rescue of Colorado!

[Harvey's Journey ...in his own words: Winner, Michele D.: 9798332160677: Amazon.com: Books](#)

For The Kids (or adults who are kids at heart)



4th Of July Fruit Frozen Donuts For Dogs: A Chilly, Chewy Summer Delight



Summer treats don't have to be boring—or full of artificial ingredients—and this festive frozen donut recipe proves it.

These Firework Fruit Frozen Donuts are a rainbow of real fruits suspended in creamy, dog-safe yogurt—frozen into adorable donut shapes. They're as beautiful as they are nutritious, and best of all, they're incredibly easy to make.

- They're no-bake and fuss-free. All you need is a silicone donut mold and a freezer.
- They feature real, wholesome ingredients like banana, blueberries, and strawberries.
- They're a cooling treat. Perfect for warm afternoons or post-walk hydration.
- They're shareable. Since all ingredients are safe for humans too, I occasionally sneak a bite!
- Label with date so you know how long they've been stored (they're best within 3–4 weeks).

These naturally sweet, icy donuts are packed with antioxidants, potassium, and gut-friendly probiotics.

INGREDIENTS 1 ripe banana, sliced ½ cup strawberries, chopped ½ cup blueberries 1 cup plain, unsweetened Greek yogurt 1 tbsp ground flaxseed (optional)	INSTRUCTIONS Wash and prep all fruit: slice the banana, chop strawberries, and rinse blueberries. In a bowl, mix the Greek yogurt with ground flaxseed if using. Place pieces of banana, strawberry, and blueberries at the bottom of each cavity in a silicone donut mold. Spoon in the yogurt mixture, pressing it gently to fill gaps and remove air bubbles. Top with additional fruit as needed. Place the mold on a flat surface in the freezer and freeze for at least 4–5 hours, or overnight. Once frozen, pop the donuts out of the mold and serve immediately or store in an airtight container in the freezer.
NUTRITION Serving Size: 1 frozen donut Calories: 48 Sugar: 4g Sodium: 10mg Fat: 1.2g Saturated Fat: 0.8g Unsaturated Fat: 0.4g Trans Fat: 0g Carbohydrates: 7.5g Fiber: 1.1g Protein: 2.8g Cholesterol: 1mg	NOTES Use dairy-free yogurt (like coconut yogurt) for pups with lactose sensitivity. Always use unsweetened, xylitol-free yogurt to keep the treat safe for dogs. Try seasonal fruits like mango or watermelon for variety. These treats should be served frozen and under supervision to avoid choking. Prep Time: 10 minutes Cook Time: 0 minutes Category: Frozen Dog Treats Method: No-Bake, Freezing Cuisine: Dog Treats

Do You Shop Online?

We Have A Way For You To Help Us When You Do!

It's called iGive! They have over 1900 stores participating in their donation program! You're sure to find stores that you already shop at... walmart.com for example. It's really pretty simple. You sign up for free, then shop your favorite store from their link, complete and pay for your order. iGive then completes the donation process behind the scenes and each month they send a check to Dalmatian Rescue of Colorado. Sounds pretty good, right? You shop as you normally would and Dalmatian Rescue of Colorado gets much needed donations without costing you anything! That's what I call a win-win.

Check out iGive at How iGive Works - iGive.com

We hope you'll sign up and support Dalmatian Rescue of Colorado every time you shop online!

KING SOOPERS/CITY MARKET COMMUNITY REWARDS



For Colorado supporters (or anywhere King Soopers or City Market operates), Dalmatian Rescue of Colorado has also enrolled in the King Soopers and City Market Community Rewards Program.

To Use the King Soopers or City Market Community Rewards Program, simply visit the appropriate link below.

For King Soopers Stores - go to <http://www.kingsoopers.com>

For City Market Stores - go to <http://www.citymarket.com>

Once logged in to your King Soopers or City Market account, search for Dalmatian Rescue of Colorado, Inc., either by name or FR415, and then click Enroll. New users will need to create an account which requires some basic information, a valid email address and a loyalty card.

*Customers must have a registered King Soopers or City Market loyalty card account to link to our organization. If you do not yet have a King Soopers or City Market loyalty card, they are available at the customer service desk at any King Soopers or City Market.

REMEMBER, purchases will not count for our organization until after you have registered your loyalty card (the same card that you use to build fuel points). You must swipe your registered King Soopers or City Market loyalty card or use the phone number that is related to the registered King Soopers or City Market loyalty card when shopping for each purchase to count. This does not affect your fuel points!

Drink Coffee. Save Dalmatians.

Every abandoned dog deserves a second chance. At Dalmatian Coffee Co., we use the sale of our single origin and blended coffees to help them find new homes. Twenty percent of our profits benefit Dalmatian Rescue operations (including Dalmatian Rescue of Colorado), no-kill animal shelters, and dog foster care organizations.

You benefit from big, bold flavors — dogs benefit from your giant heart. We don't roast until you order, so your coffee arrives at the peak of freshness.

When you purchase our coffee, apparel, and other items, you'll be part of a small group of rescues listed on our home page that receives an even share of 20 percent of our profits, each quarter.

Dalmatiancoffeecompany.com



DALMATIAN



20% OF PROFITS BENEFIT
DALMATIAN RESCUE OF CO.
AND OTHER GREAT RESCUES.

dalmatiancoffeecompany.com





Trainer Tips

“Training Tip For Nipping Puppies And Mouthy Adolescent Dogs”

© 2004-2025 The Light of Dog

Nipping and biting are easily the most common of the complaints I hear from those living with puppies. The nipping is bad enough, but with razor sharp teeth, it is even more painful. While the worst of it tends to occur when puppies are losing their baby teeth, for some adolescent dogs the nipping and mouthiness continue.

In some cases, the nipping will significantly subside once the teething stage is done and the adult teeth are in place. However, you can't always count on the mouthy behavior to end on its own, especially if you live with a breed that tends to be mouthy.

Whether you have a puppy or an adolescent dog who is nipping and mouthing you, your objective is the same: to teach your dog the APPROPRIATE things to nip, chew and bite. You will be much more successful in stopping the nipping of human skin (or clothing) if you redirect the activity to an appropriate outlet. Too many people focus on stopping the behavior altogether which is largely unsuccessful. Redirecting their natural behaviors toward suitable outlets is always the better choice.

In most cases, puppies or dogs are wanting to play or wanting some form of attention. They are doing what comes naturally, and if it works, then there is no reason to do anything differently. Even if you are yelling “Ouch!”, saying “No bite!”, pushing your dog away, or doing anything else that involves talking to, looking at or touching your dog, guess what? You are giving him attention which is what he wants! Often the things we think are negative really are not. Scolding, yelling, pushing away, and other things are often seen as play invitations. We get fired up (because we're upset) and we get our dogs more fired up because they are getting a reaction from us.

Stay calm – at least, as calm as you can when you are under siege from a four-legged creature packing razor blades in his mouth. Prevent him from biting you in the first place, or redirect as quickly as you can. Ensure your dog has plenty of appropriate options to bite. Make his toys more inviting. Rotate out toys every few days. Drag long toys around so when you are moving, he has a moving object to target other than you. Tie a toy to the end of a string and the other end of the string to a stick or pole that you can use to drag and toss the toy around while keeping your hands as far from the toy as possible.

While you are redirecting your dog toward biting at his toys, also make sure you are teaching him more appropriate ways to get your attention and invite you to play. Then be careful that your play style is not inviting more biting behavior. Keep your hands out of his face. Anything coming near his mouth should be fair game to grab – so make sure you have toys in your hand when playing.

Finding an appropriate playmate who enjoys the nipping – like another puppy with a similar play style – is also an excellent option. There are lots of other things we can do to teach our dogs not to nip and bite at us, but providing acceptable alternatives is the first step.

For additional training tips and information, you can read our blog at <https://thelightofdog.com/read/> or find us on Facebook and Twitter.

 <https://thelightofdog.com/>

Copyright © The Light of Dog. All worldwide rights reserved

(This “Ask The Trainer” article is reprinted with permission of Sue Brown, co-owner of The Light Of Dog, a Certified Dog Behavior Consultant. The Light of Dog Training is located in Sedalia, CO and services the Denver Metro Area. <https://thelightofdog.com/>).



NATIONAL PET FIRE SAFETY DAY - JUL 15, 2025

National Pet Fire Safety Day on July 15 reminds us to consider our pets when planning fire routes and safety in our homes. Our pets are as much a part of our family as any other member. This day stresses the importance of protecting them. Taking preventable measures now can both save your home and your pet. Many times our pets can cause a fire if we don't take the proper precautions.

8 Pet Fire Safety Pets

1. Extinguish open flames. Pets are curious and certainly not cautious. Wagging tails haphazardly knock over candles. Curious kitties will paw at sizzling grease, quickly sending a kitchen up in flames.
2. Remove knobs from the stove. When not in use, they will not accidentally get turned on.
3. Consider flameless candles for ambiance and backup lighting in the event of a power outage.
4. Replace glass water bowls with metal or plastic. Outside on wooden decks, they can heat up and actually start a fire.
5. Store leashes and collars near the entrance of your home. When away, have your pets in the main living area for easy rescue.
6. Secure young pets when away from home. This can help avoid fire hazards. Pet kennels or in a pet-proofed room are options.
7. Fire alert window clings help firefighters identify the room your pets are located and identify the number of pets in the home. Add one to the window of the room you keep your pets when you are away. Keep it updated with the number of pets residing with you and your current phone number.
8. Have a plan when you are home. Know which family members will be responsible for each pet.

HOW TO OBSERVE NATIONAL PET FIRE SAFETY DAY

Put the tips into practice and have a fire drill. Keep your pets and your humans safe! Use #PetFireSafetyDay to post on social media.



Bits & Pieces

Advertising in NewSpots! is FREE!!!

Do you have a business or a hobby that other adopters, fosters, and volunteers might be interested in? Let us help you spread the word by 'advertising' in Dalmatian Rescue of Colorado's monthly newsletter – NewSpots! We currently notify about 1800 people of the new editions of NewSpots! That's a lot of word of mouth and print advertising for **FREE!**

Simply contact the editor, Karl Schill, at karl@dalmatianrescueco.org and he will work with you to provide your ad and place it prominently within the newsletter.

Foster Homes Needed!!

******* Be a Pal, Save a Dal *******

PLEASE – They need YOUR help!! Remember when your rescue Dalmatian came home with you, from the warmth of a loving foster family? If we hadn't had foster homes, you probably would not have gotten YOUR dog. PLEASE think about fostering a dog for the Dalmatian Rescue where you obtained your Dal, or the one closest to where you now live, so they can save lives like they saved your dog's life!! PLEASE give a warm home to a dog who can relax, show his true personality, enjoy a thick bed rather than a concrete floor in a shelter and get ready for a new home. PLEASE help rescues and the dogs so that others might have a dog that is well socialized, trained and ready to love. PLEASE think about this... Dalmatians are everywhere and are literally dying to meet you or someone willing to give them a "spot" to LIVE until their forever home comes along. PLEASE be a spot for rescue and for them?

We thank you and you know any dog you help your local rescue save will be eternally grateful! PLEASE submit a foster application if you can possibly help your local rescue and them! PLEASE take your cookie... good boy/girl!

Reader Recommendations and Tips


This is where we share recommendations and tips from and for our readers. Our newsletter is read by as many as 1800 people each month. That number constantly increases as we have more adopters and adopters recommend it to their friends and family as well. So, go ahead... share your tips and recommendations. Please send along any information you want to share with others, like products that you would recommend, dog toys, great pet insurance, good vets (or bad ones to avoid as well), etc. Is there anything you wish someone had told you about that you have found? Pass it along. Send your ideas, recommendations and tips to Karl at karl@dalmatianrescueco.org for inclusion in the next issue.

I am sorry to say that we have no reader recommendations for this edition of NewSpots! Don't forget, this segment of the newsletter only works if YOU send in recommendations and/or tips to share with other readers.

Recommendations can be anything Dalmatian (or in general, dog) related. A good book you read, how you got your dog to stay off the counter (we all hate counter surfers), treats your dog really likes, a new dog food you tried, dog themed movies... anything really. Just send your recommendation or tip to me at karl@dalmatianrescueco.org.

In The "Spot"Light... Our Featured Dalmatians

Murphy



6 Years Old, Liver, Neutered Male
Reason Available: Owner Surrender
Foster Home: Archer, FL

AN ATHLETE'S ATHLETE! Murphy is a gorgeous, green-eyed liver boy who loves an extreme lifestyle. He loves to run; he's begun to learn agility; and he would excel in all kinds of canine sports! Murphy had a horrible early start in life with a very abusive family who were observed hitting him often. He lived with 2-3 small kids, 2 small dogs (he has also lived with a female rottie) and his "parents" in a rented farmhouse in Illinois. One day, the family drove away and abandoned him in the house with no food or water. Two days later, the homeowner heard him howling for help. Poor Murphy was so afraid that he constantly shook and trembled and was terrified to be touched. Since then, Murphy has been with an extraordinary behaviorist and trainer near Orlando. He's gained enormous confidence and learned to love and trust. He is protective of his person while allowing them space, which he also wants. Like all dogs, he needs a job. Murphy is very focused on his handler and has tremendous drive and work ethic. He will need a special adopter who is willing to take the time to provide exercise, companionship, and

learning to help him excel. Murphy has started obedience and agility training. Could you be the right person for this special boy? Please contact sandy@dalmatianrescueco.org.

Maverick

1 Year Old, Black, Neutered Male
Reason Available: Stray
Foster Home: Alvin, TX

Meet Shane!

Shane is a stunning 2-year-old Dalmatian with energy and enthusiasm to spare! This sweet, affectionate boy loves to play and would thrive in an active home that can keep up with his zest for life. While he enjoys walks, he truly needs space to run, so a fenced yard is a must.

Shane would do best with an experienced adopter who can provide the structure, exercise, and continued training he needs. He's a blank slate, ready to learn and eager to bond with someone willing to invest the time and love. Due to his high energy level, we're looking for a home without young children.

He has not been tested with cats or small dogs, but he gets along well with other dogs with proper introductions. A Meet and Greet is required to ensure a good fit.

Shane weighs about 60 lbs, is heartworm negative, up to date on vaccinations, and neutered. He is currently located in ALVIN, TX, just south of Houston.

This special boy has so much love to give and will make an incredible companion for the right person—could that be you?

Shane's adoption fee is \$400. Applications may be submitted at www.dalmatianrescueco.org. For more information, contact Tena at tena@dalmatianrescueco.org



Happy Beginnings Stories

We Have No Happy Beginnings Stories To Share This Month.



It's never too late to see your story in print!

We got a couple new Happy Beginnings Stories submitted last month!!

Let's keep them coming! If you have adopted your pup from us, regardless of when, and have not submitted their Happy Beginnings story yet, please do it now while it's fresh on your mind.

These stories are the "pay" that fosters get for all their hard work!

About Us

NewSpots! is published and released on the first calendar day of the month. The deadline for submissions for future issues of NewSpots! is the 25th of the previous month. Submissions received after the deadline may be delayed in publication until the following month, subject to the Editor's discretion.

Send submissions to the Editor at kari@dalmatianrescueco.org.

Dalmatian Rescue of Colorado, Inc. is a 501(c)(3) Non-profit organization. Donations are tax deductible!

1675 Fair Oak Drive, Colorado Springs, CO 80918

Rescue Hotline: 303-281-8963

Website: <http://www.dalmatianrescueco.org>