

Three Fundraisers For Dalmatian Rescue of Colorado!!

They Are Time Sensitive!!!!

I want to start off this edition of NewSpots! by calling your attention to a couple fundraisers benefiting Dalmatian Rescue of Colorado. They are coming up real fast and I didn't want to have you miss the opportunity to help us raise some much needed money for the DOGS!

The first opportunity is with Tagawa Gardens, 7711 South Parker Road, Centennial, Colorado, 80016. (303) 690-4722, ext 112. Through this program purchases made at Tagawa Gardens will generate a portion of the sales as a donation to Dalmatian Rescue of Colorado. You must print and bring the certificate with you when you make your purchases between April 1st and June 1st, 2015. Please print and share the flyer (on page 2) with all your family and friends who might shop there. We cannot solicit customers in the garden center! But feel free to share it with anyone and everyone anywhere else!! ☺

The second opportunity is through BJ's Restaurant/Brewhouse at their locations in Fort Collins, Aurora, Colorado Springs and Westminster. On April 7th, they will donate to Dalmatian Rescue of Colorado 15% of all food sales (no including alcoholic beverages and Happy Hour Specials) between 5:00 – 9:00 p.m. with the flyer (on pages 3 & 4). Again, in order to get the donation credited to us, you must present the flyer at the time of order. You may not solicit or distribute the flyer on site during the event! Please make sure to print the correct flyer... the Westminster location has its own flyer! So mark your calendar today and come out to BJ's and support Dalmatian Rescue of Colorado while enjoying some really yummy food and great company!

And finally, the third opportunity to get donations for Dalmatian Rescue of Colorado is with Three Rivers Wreath & Plant Company. Simply go, by April 15th, to this website: <http://store.3rwc.com/dalmatian-rescue-of-colorado> and select your bulbs and they will donate 50% of sales to us!! You can print and pass out these postcards to anyone you know who likes to garden and 50% of their sales will go to us as well!



Our Spring 2015 Flower Bulb Fundraiser has started!

Help us achieve our sales goals, we earn 50% on every item sold! The flower bulbs are shipped directly to you in May, so you will have a beautiful garden this summer. Go to our link below to see the catalog and place an order.

Thank you!

<http://store.3rwc.com/dalmatian-rescue-of-colorado> : Dalmatian Rescue of CO



Our Spring 2015 Flower Bulb Fundraiser has started!

Help us achieve our sales goals, we earn 50% on every item sold! The flower bulbs are shipped directly to you in May, so you will have a beautiful garden this summer. Go to our link below to see the catalog and place an order.

Thank you!

<http://store.3rwc.com/dalmatian-rescue-of-colorado> : Dalmatian Rescue of CO

Update Your Info!

If you move or change phone numbers, PLEASE, PLEASE, PLEASE make sure to notify Dalmatian Rescue of the changes in your address or phone numbers. We need to keep our records up to date so that we have a way to contact you should your dog become lost and is then found and we are contacted. And please keep the Dalmatian Rescue ID tag on your dog – along with YOUR ID tag, complete with current contact information.



GIVE BACK PROGRAM

Support Dalmatian Rescue of Colorado with purchases from
Tagawa Gardens
7711 South Parker Road
Centennial, Colorado 80016

Valid April 1, 2015 through June 1, 2015

1. This card may not be distributed on Tagawa Gardens premises. Representatives may not solicit guests of Tagawa Gardens that are not their organizations patrons.
2. Purchases made by presenting this card will be totaled at the end of the program.
3. A percentage of the total sales will be donated to Dalmatian Rescue of Colorado.
4. This is not a discount card.
5. Your support for this worthy cause will not cost you anything extra.



GBP100102

Be sure to show this card or mention Dalmatian Rescue of Colorado at checkout.

(303)690 4722 ext 112

www.TagawaGardens.com



Join us for
..... a delicious way to
RAISE MONEY!

Date: Tuesday, April 7th 2015 **Time:** 5:00pm to 9:00pm

At these BJ's locations:

Fort Collins | 2670 E. Harmony Rd. | 970.282.3700

Aurora | 14442 East Cedar Ave | 303.366.3550

Colorado Springs | 5150 North Nevada Avenue | 719.268.0505

Enjoy delicious food in a fun atmosphere along with your family and friends while earning funds in support of:

Dalmatian Rescue of Colorado

With each flyer presented during this **FUNDRAISING EVENT**, BJ's will donate **15% OF FOOD SALES** to the designated organization!

Valid for dine in or take out. Not valid towards alcoholic beverages or Happy Hour specials.
Please do not distribute flyers on-site during the event.



Barbeque Chicken Deep Dish Pizza



Crispy Fried Artichokes



BJ's Brewhouse Burger



One for all™

Join us for
..... a delicious way to
RAISE MONEY!

Date: Tuesday, April 7th 2015 Time: 5:00pm to 9:00pm

At this BJ's location: Westminster | 10446 Town Center Drive
303.389.6444

Enjoy delicious food in a fun atmosphere along with your family and friends while earning funds in support of:
Dalmation Rescue of Colorado

With each flyer presented during this **FUNDRAISING EVENT**, BJ's will donate **15% OF FOOD SALES** to the designated organization!

Valid for dine in or take out. Not valid towards alcoholic beverages or Happy Hour specials.
Please do not distribute flyers on-site during the event.



Barbeque Chicken Deep Dish Pizza



Crispy Fried Artichokes



BJ's Brewhouse Burger

A Stress-Free Way For Trimming Your Dog's Toenails

By Dr. Karen Gellman in Holistic Care

The most common reasons for avoiding nail trims are that the owner is afraid of “quicking” the dog, or that the dog fusses and creates bad feelings around the procedure. Nail cutting becomes an event surrounded by angst and drama. For very active dogs who run all day long on varied surfaces, cutting nails may not be necessary. High mileage wears them down naturally. But among city or suburban dogs who are lucky to get a mile or two walk daily, excessively long toenails are more common than not.



Consequences of Long Toenails

So what's the big deal? The first consequence of long toenails is painful feet. When a dog's toenails contact hard ground, like a sidewalk or your kitchen floor, the hard surface pushes the nail back up into the nail bed. This either puts pressure on all the toe joints or forces the toe to twist to the side. Either way, those toes become very sore, even arthritic. When the slightest touch is painful to your dog, he will fuss when you pick up his paw to cut nails.

The second consequence of long toenails is more serious. All animals rely on information from nerves in their feet to move through the world and process gravity accurately. For millions of years, wild dogs have run long distances while hunting and worn their nails short. The only time their nails would touch the ground was when climbing a hill. So a dog's brain is evolutionarily programmed to associate toenail contact with being on a hill, and he shifts his body posture accordingly: leaning forward over his forelimbs, up the imaginary hill as reported by his toes. Since the hill is not real, a secondary compensation with his hind limbs is necessary to avoid a face plant. This abnormal compensatory posture can be called “goat on a rock,” because it brings his paws closer together under his body.

Normal neutral posture is a nice show dog “stack,” with vertical legs like a table. Recent research shows that standing with limbs “cramped-in” is hard work to maintain. These goat-on-a-rock dogs get over-used muscles and eventually over-used joints, especially in their hind limbs, making it difficult to jump in cars, climb stairs and even hard to get up from lying down. Sounds like a lot of older dogs we know! Cutting toenails short can be like a miracle cure for your dog whose hind end has become painful, weak and over-used.

That's the “why.” Now for the “what and how.”

How To Trim The Toenail

Toenail maintenance requires a trim every two weeks, just like maintaining human fingernails. If you can hear nails clicking on your kitchen floor, they are much too long. But don't despair, the technique shown here will make short work of getting your dog's nails back to their correct shape. The concept is easy: trim around, never across the quick, which is actually your dog's finger.

Tools Of The Trade

Nail Clippers

- Use only “scissor” type clippers. Guillotine style clippers crush the toe, which is painful. Never put the whole nail in a clipper.
- Use small size clippers for better control. Only giant breed dogs will need large ones.
- Keep your tools sharp: either replace or sharpen your clippers regularly,
- “Quick-guards” obscure your view of the nail. If possible, remove them, or at least tape them back so that they won't interfere with your work.
- “Pedi-paws” type grinder: Smooth out your trim afterwards with a rotating emery board.
- File only the insensitive nail around the top and sides of the quick: “Sharpen the pencil” where the nail is the wood and the quick is the lead.



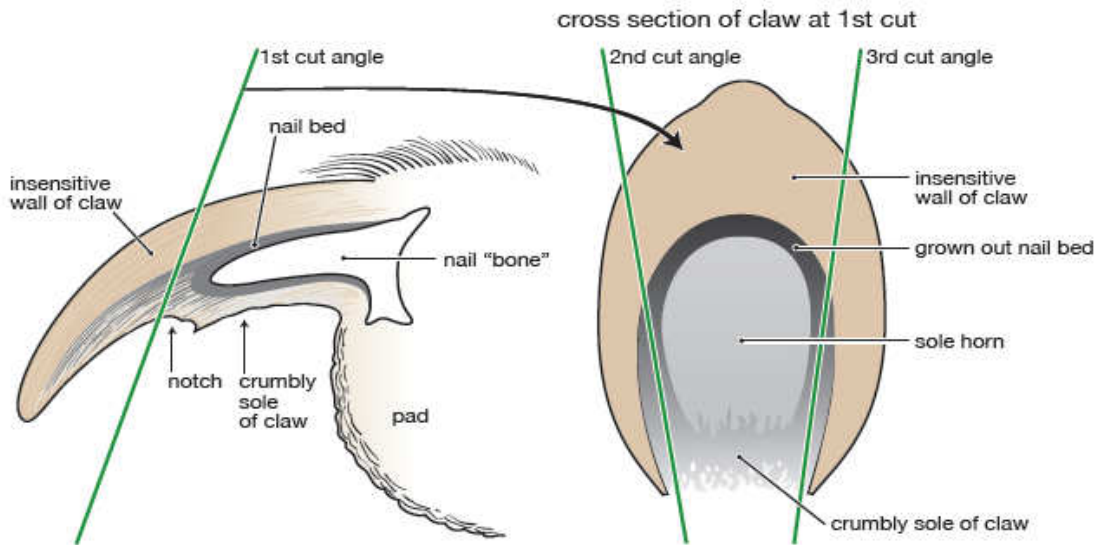
If You Cut The Quick

- Use corn starch to staunch the bleeding if you make a nail leak. With shallow cuts, this will be rare.
- It's easiest if you use a small container with tightly packed powder.

Tips and Tricks

- Trim nails outside or in a well lit room.
- If you need "cheaters" for reading, use them for toenail clipping too.
- It's actually easier to see the nail structures on pigmented nails than on white ones. The insensitive nail will show as a chalky ring around the sensitive quick.
- Keep clipper blades almost parallel to the nail – never cut across the finger.
- Don't squeeze the toes – that hurts! Use your fingers to separate the toes for clipping and hold the paw gently. Use a pair of blunt edged children's scissors to remove excess toe hair: nothing dulls clippers quicker than cutting hair!
- Remember, no dog ever died from a quicked toenail. If you "quick" your dog accidentally, give a yummy treat right away.
- Make nail trimming fun: always associate nail cutting with cookies and praise.
- For maintenance, cut every two weeks. To shorten, cut every week.

Once the insensitive nail is thinned out and isn't supporting the quick, the quick will dry up and recede. This will allow you to cut your dog's nails even shorter. Each dog's nails are different, but very long toenails often become dry and cracked, with a clear separation of the living tissue and the insensitive nail. This will make it easier to trim back longer nails.



What's inside your dog's toenail? (image above)

On the left, the interior structures are shown, along with the suggested angle to remove the "roof" of the nail, while not harming the sensitive quick. On a black claw, the interface between sensitive and insensitive nail is usually chalky and white – very easy to discern. On the right is a close-up view of the inside of the nail. On cross section, the sensitive quick will look translucent and glossy, like living flesh. In untrimmed claws, there will often be a "notch" below the tip of the quick. It is usually safe to initiate your angled cut at the notch.

Some dogs act like cutting their nails is their worst nightmare. This may be a learned behavior from their painful, overstimulated toes, which will slowly dissipate along with the pain once the nails are short. Use all your best restraint and behavior modification tricks to get through the initial phase, whether your dog is a squirmer or a drama queen.

Start on the hind feet, because the nails tend to be a little shorter and less sensitive than the front. But remember you can't make an accurate cut on a moving target so get help from your dog trainer or groomer if needed. Make nail trimming "quality time" you spend with your dog. Lots of kisses, lots of treats and a positive attitude go a long way. If you dread it, your dog will too, so learn how to be a good actor until you succeed in believing it can be a loving experience for you both. If your dog loses patience quickly, try cutting one nail a day. As long as you keep the order of toes consistent, this will be a good maintenance schedule, giving every toe a trim every 16 days.


Short toenails are critical to your dog's health and soundness. Failure is not an option!

(Illustrations by Michael A. Simmons MFA)

Recent Adoptees!



Max3
Porter, TX



Aspen
Peoria, AZ



Monte1
Arvada, CO

Attention Adopters!! – Yes, I'm talkin' to you!

If you haven't already submitted your Happy Beginnings Story, PLEASE, PLEASE, PLEASE take some time to do it now! Yes, I am begging. We really would like to have your stories on the website and make you a star here in the NewSpots!! So, what are you waiting for? Submit your stories and a new photograph of your fur kid(s), and yourself if you want, to me today! dalmatianrescueofco@comcast.net

Want To See Your Dog In Print? (or on our website or advertising flyers, etc.)??

We are seeking reader submitted photos! So get busy with your camera and start sending the photos in today. We prefer either TIF or JPG format and sized no smaller than 640 x 480 pixels. Please include some descriptive text to help identify what's happening in the photo(s) and be sure to include your dog's name(s), your name, city and state (so that I can give you credit for the photo). Send photos to me at spotted-dog-designs@comcast.net. I cannot guarantee that we will use all photos submitted. The more interesting and unusual the photo, the better the chance of it being used. Some ideas of photos could be your dog 'reading' a newspaper (hint, hint) – even better if he'll wear glasses while doing so; your dog watching television; sitting in the driver's seat; wearing a harness (this one could be used for a safety article); costumed up ready for Halloween. So there you have it... time to get busy with the camera and submit your photos today! See below for a few sample reader submitted photos – three of them have already appeared in NewSpots!

***A dog can express more with his tail in minutes
than his owner can express with his tongue in hours.***

- Anonymous

Doggie Parenting

Tips and tricks on loving and living with dogs!

Miss Manners For Dogs

Victoria Rose (Formerly Canine Training Solutions)

Simple, gentle techniques - Quick results

Lessons In-home, By Phone or via Training Manual - Money-Back Guarantee!

503.688.7780 (Landline)

Website: www.MissMannersForDogs.com

Dog's Fears

Live With Them Or Repair Them?

Last year I visited friends on the coast who had a rescue dog they'd gotten a few months earlier. We met at the park to let our two Dobermans run and play, then we went back to their house. I was surprised when my friend took his boy out of the truck and put him in the backyard so he could enter the house through the back door instead of bringing him in the front door with us. Once inside, I learned that this poor dog is afraid of slippery floors, and that, because it opens onto linoleum, he couldn't come in the front door.

We need to help our dogs overcome their fears. Because they weren't doing that, and the dog wouldn't come in the front door, he stayed only on the carpet and entered and exited the house through the back. An upside to this for them was that he stayed out of

the kitchen, which they appreciated. I, myself, don't like dogs in the kitchen either, but I would be alarmed if my dog were afraid to walk on linoleum - or any other surface - and would attempt behavior modification to "fix" this fear issue and then TRAIN him to stay out of the kitchen.

My friends say this kid came from a bad home where he was possibly tied up for long periods. His teeth are worn down, possibly from chewing on a chain. We don't know, but his fear of walking on slick floors is probably due to a lack of proper socialization - which would include walking on various surfaces - when he was a pup.

When dogs' fears go unabated, when they are allowed to "live in fear," they are - even if only momentarily - miserable. I've seen people LAUGH at their dogs' fearful behavior. "Oh that silly dog - ha-ha - watch him run when I turn on the vacuum cleaner," or use the fly swatter or whatever.

Some people even actively CAUSE their dogs' fears, then seem indifferent to the trauma they've inflicted. What comes to mind is someone who uses a rolled-up newspaper to scare his dog into quitting a particular behavior, then seeming quite satisfied when the dog sulks away or hides. No mind is paid to the fact that the poor dog is frightened each time the newspaper is handled in any way in that home, or that the dog's trust in the owner is compromised.

Most puppies come from the womb as perfect creatures. In a good environment, they grow quickly into bundles of confidence and curiosity and lovers of life. A pup's most crucial socialization period is only up to the age of 4 months. This is the period during which it is most important that nothing bad happen to him and that he get a taste of as many positive life experiences as possible.

(See my handout on puppy socialization, which **MUST BE DONE PROPERLY**, and before the age of 4 months.)

This is the period where all things - good and bad - are "imprinted" on them and stay with them forever. This is why it is vital to properly socialize a pup during this time. This is when we get them onto various ground surfaces and out in public and around other animals and people, etc (being careful to take the suggested precautions to reduce their risk of getting disease.)

Of course, later traumatic experiences can damage them too, and many rescues have had their share of these.

But all of this said, there is nothing positive for the dog in his being fearful. We've all been afraid at times - it is not pleasant. A dog with fears is limited in his ability to relax and enjoy life, and to trust his master. A dog in a fearful moment is not calm, cool and collected, which is what we should all want for our dogs. A fearful state is stressful and not healthy. And in extreme circumstances, it can breed more fear. And, of course, a dog in a fearful state is at risk for biting.

If a dog has enough frightening experiences in life, he can start to generalize that the world is a scary place, adding fuel to the fire. We want confident, relaxed, happy, SECURE dogs. They are the easiest to live with, and the least likely to bite. (The majority of biters are "fear biters.") Let's cure and eliminate these fear issues when possible and when not, let's at least attempt to lessen their negative impact on a dog's life.

I suggested to my friends that one thing they could do is stop feeding this boy from his bowl and begin placing his food on the linoleum so he can stay on the carpet and eat it off the slick floor. Over time - and this is very slow work - they can move the food back farther and farther as he - hopefully - gains confidence to reach out more onto that floor. This boy, they said, loves, and goes crazy for, children. I suggested using the grandchildren to gently encourage him (no pressure!) to venture onto the floor a short distance, then over time, farther and farther.

They must be careful he doesn't get hurt doing this, and there is a lot more behavior modification they can implement, but this is a start.


They did start working on some other fear issues the dog has. They began using my advice on how to desensitize him to the buzzer on the washing machine, which upsets him. I was thrilled to hear this and hoped they would work on the floor issue next.

Don't we owe it to our dogs - these wonderful animals who make such great companions - to try to help them heal or mend their fears so they can be more comfortable and at ease in OUR world? I believe firmly that dogs have a "RIGHT" to quality of life. They are living beings with emotions and sensitivities and are totally at our mercy for their every need. One of their needs is peace of mind. I believe that when dogs are fearful, WE OWE IT TO THEM to help them get over, or lessen, their fears. We may not want to admit this, but in almost all cases, humans caused those fears in those dogs. Taking "CARE" of a dog is an awesome responsibility. They give us so much in return. Let's not feed or maintain their fears. Let's commit ourselves to doing what's possible to help them feel confident, safe and secure.

**'Til next time, "kiss the kids"
Tori (Mom of Jetta WAC, CGC)**

Want more Doggie Parenting tips and tricks? Visit my website below to subscribe to my free 4,000-subscriber e-newsletter. I have hundreds of tips to help living with dogs easier and more enjoyable.

Victoria Rose/Nanny 911 For Dogs Training and Behavior Modification offers dog training/behavior modification in-home, by phone and via her "Baby Steps" training manual. All services are guaranteed; payments accepted. Visit www.MissMannersForDogs.com



STEP-BY-STEP TRAINING MANUAL
"BABY STEPS" TO BUILDING A GREAT DOG!
Simple, Gentle Techniques!
Miss Manners For Dogs
Building Blocks for a Calm, Attentive, Well-Mannered Dog
Foundation for teaching behaviors and tricks and for rehabilitating fearful, anxious and aggressive dogs
Free Phone Support • Money Back Guarantee
VICTORIA ROSE
www.MissMannersForDogs.com

How Spring Gardening May Lead To Your Dog Digging And How To Prevent It



Dogs like to dig for lots of reasons. Be careful not to give them any new ideas!

© 2004-2015 Love My Dog Training

While we generally encourage you to include your dogs in your activities as much as possible, spring planting or gardening might not be a good group activity because it can lead to your dog digging.

If you are doing some spring planting, it might seem like a no-brainer to have your dog with you so he can enjoy the outdoors at the same time. However, this particular activity might backfire on you. Let me share a story about a client with a Goldendoodle. This was an adolescent Goldendoodle who loved to be with her family and participate in the family activities. A very nice dog, who was doing well with her training.

One day, this family had several large trees brought in to be planted in their back yard. These were good sized trees, maybe 8-10 feet tall. While they were planting them, of course, they had their dog in the back yard to play and hang out with them.

With the trees planted, they left the dog in the back yard to continue her enjoyment of the fresh air while they left to run a few errands. A couple hours later, they returned. They discovered, in that time, that their dog had dug up each and every one of those freshly planted trees.

They were not happy, to say the least. When they shared the story with me, I could understand their dismay. However, I was also quite impressed with the dog's ambition!

While their intentions were good – they loved to have their dog participate in as many family activities as possible – the result this time was not so pleasant. The dog had enjoyed being part of the activity. So much, in fact, that she continued with the planting activities while they were gone.

The lesson here, is that if you plan to have your dog participate in the spring gardening, just keep in mind that their idea of helping might not be the same as yours!

If you have an issue you would like addressed in a future installment of Ask the Trainer, please send your question to: sbrown@lovemydogtraining.com or Sue Brown, Love My Dog Training, 1494 S Perry Park Road, Sedalia, CO 80135.

For additional training tips and information, you can read our blog at <http://www.lovemydogtraining.com/wp/> or find us on Facebook and Twitter.

Please send questions to: sbrown@lovemydogtraining.com



www.lovemydogtraining.com

Copyright © Love My Dog Training. All worldwide rights reserved

(This “Ask The Trainer” article is reprinted with permission of Sue Brown, owner of Love My Dog Training and a Certified Dog Behavior Consultant. Love My Dog Training is located in and services the Denver Metro Area.

<http://www.lovemydogtraining.com>).

Bits & Pieces

Do you have a business or a hobby that other adopters, fosters, and volunteers might be interested in? Let us help you spread the word by 'advertising' in Dalmatian Rescue of Colorado's monthly newsletter – NewSpots! We currently notify a little over 450 people of the new editions of NewSpots! That's a lot of word of mouth and print advertising for FREE!! **Below is an advertisement appearing for the first time in NewSpots!!**

Advertising in NewSpots! is free!!

Simply contact the editor, Karl Schill, at dalmatianrescueofco@comcast.net and he will work with you to provide your ad and place it prominently within the newsletter.

*******Be A Pal, Save A Dal*******

PLEASE – They need YOUR help!! Remember when your rescue Dalmatian came home with you, from the warmth of a loving foster family? If we hadn't had foster homes, you probably would not have gotten YOUR dog. PLEASE think about fostering a dog for the Dalmatian Rescue where you obtained your Dal, or the one closet to where you now live, so they can save lives like they saved your dog's life!! PLEASE give a warm home to a dog who can relax, show his true personality, enjoy a thick bed rather than a concrete floor in a shelter and get ready for a new home. PLEASE help rescues and the dogs so that others might have a dog that is well socialized, trained and ready to love. PLEASE think about this... Dalmatians are everywhere and are literally dying to meet you or someone willing to give them a "spot" to LIVE until their forever home comes along. PLEASE be a spot for rescue and for them?

We thank you and you know any dog you help your local rescue save will be eternally grateful! PLEASE submit a foster application if you can possibly help your local rescue and them! PLEASE take your cookie... good boy/girl!

In The Doghouse... Our Featured Dalmatians

Tank

3 Years Old, Black Neutered Male
Reason Available: Abandoned
Foster Home: Concordia, MO

*******URGENT*******

Tank may not have lots of spots, but he's a great Dalmatian Wannabe anyway! This big ole boy, about 70 lbs., who was tossed into a shelter when the landlord changed his mind about him. He needs a 6-foot fence; otherwise he will go a walking if a squirrel makes him jump! This boy is good with female dogs but is a little nervous (timid) around some male dogs. Tank does take over his share of the furniture, but what a sweetie. He is good in the house, housebroken, and a good companion who likes to sleep on the couch at night. Currently in Concordia, MO, you can talk to his foster mom Jon at js86bacon@gmail.com. Adoption \$150. How about a Happy MO BIG BOY for your couch?



Happy Beginning Stories

Max



We made it home just fine. He did great in the car. As he should with all his traveling! When I got home I put up the gate in the kitchen door and brought him in. Wilbur was not the least bit happy about that. I thought that with Max being Spot's size and all the spots, he might seem familiar, but no. Wilbur and Buddy both were barking like crazy. Max didn't seem the least concerned. I took the gate down and they were all over him sniffing barking, jumping around and he never got angry. We went outside; they all had potty breaks and started to get to know each other a little. We came in and had supper. He loves to eat! We went to bed about 11:30 but he was restless and finally really settled down about 3.

Today we had breakfast and went for a long walk around the neighborhood. After lunch we went to McKennan park a historic area that is really nice and walked around there. I tested him out in the crate while I went to the gym and the store. He was just fine. Then we went out to play in the yard and then had an afternoon walk. He likes to play chase and seems to really enjoy getting Wilbur and Buddy really aggravated. They will chase him and he can jump over them like a gazelle. I'm sure he is laughing at them. He has had a few marking accidents. I gave him a sharp and firm no. Otherwise he seems fully house trained. It's possible he might have problems with larger dogs but he is very good with small ones. He is fine with kids running up to pet him. For not even one full day here he is doing great!



Thanks very much for everyone's help in getting him here!!!!

- Ron



Please don't forget... if you haven't sent in your Happy Beginnings Story yet, why not do it right now while it's fresh in your mind! It's never too late to see your story in print!!

NewSpots is published and released on the first calendar day of the month. The deadline for submissions for future issues of NewSpots will be the 25th of the previous month. Submissions received after the deadline may be delayed in publication until the following month, subject to the Editor's discretion.

Send submissions to the Editor at: spotted-dog-designs@comcast.net

Dalmatian Rescue of Colorado, Inc. is a 501(c)(3) Non-profit organization. Donations are tax deductible!!

6828 Rim Rock Trail, Fort Collins, CO 80526 [Rescue Hotline: 303-281-8963](tel:303-281-8963) Fax: 970-377-9509

<http://www.dalmatianrescue.org>
